



**fiberbuilt**  
UMBRELLAS & CUSHIONS

HIGH QUALITY CONTRACT UMBRELLAS AND CUSHIONS

FLEXIBILITY IS OUR GREATEST STRENGTH™

18  
|  
EDITION









## BUILT TO LAST

**FiberBuilt Umbrellas & Cushions is dedicated to manufacturing state-of-the-art fiberglass ribbed umbrellas for use at hotels, apartment complexes, condominiums, country clubs and restaurants as well as residential applications and many other hospitality locations requiring contract quality products.**

- Our innovative fiberglass rib construction ensures strength, resilience and durability.
- We have developed a full line of contract quality umbrellas that hold up to the harshest weather conditions - intense sunlight, high winds, salt air and driving rain - and will not decay or lose their shape.
- Our flexible fiberglass ribs absorb wind gusts without breaking and last four to five times longer than traditional steel or wood ribbed umbrellas.
- For its inherent strength and longevity, the standard canopies of most of our umbrellas and cabanas are made of marine grade fabric.
- Our new Euro Collection was designed to address the needs for large scale and cantilever umbrellas that provide significant shade, have a uniquely contemporary look, and provide an architectural element to your outdoor space.
- FiberBuilt's cushion division manufactures high quality cushions and pillows. We offer a wide selection of standard and custom products that are durable, comfortable and fashionable at competitive prices with prompt lead times.


For the latest information on umbrella styles, fabrics and options as well as replacement cushions, visit our website  
[www.fiberbuiltumbrellas.com](http://www.fiberbuiltumbrellas.com).



## FLEXIBLE FIBERGLASS RIBS



10 ft Octagon Edge



10 ft Square Edge shown with Custom Base

# EDGE


## EURO COLLECTION

The Edge cantilever umbrellas sport clean lines, a contemporary feel and a touch of European panache. Unique features include the easy open lift design, the 80° inclined aluminum pole and a 360° rotation. Coupled with the multiple angles to which the canopy can be set, this chic style provides all day shade.


- 360° rotating pole and canopy
- 8 rectangular fiberglass ribs
- 80° forward-leaning inclined pole
- Platinum powder coated aluminum, stainless steel hardware and nylon accessories
- Non-vented canopy is standard
- Canopies are made of furniture grade, solution dyed acrylic. Tops are also available in COM. See pages 47-51.
- In horizontal position, canopy clearance is 77". In fully tilted position, total height is 150".
- Cast aluminum hub
- Stainless steel latch to lock ribs
- Accordion-fold canopy closure and covered ribs
- Umbrella and Base sold as a set



### BASE PLATE



Trapezoid shape base with curved corners, 32" W (narrow end) x 42" (wide end) x 36" L x 1" H  
Rotator Plate is 10" diam



Closure Clip



Push Up Lift Handle

SIZE/ SHAPE	MODEL #	FINISH COLOR	OFFSET POLE	FIBERGLASS RIBS	HEIGHT	WEIGHT
10' Oct	10EDGE-PL	Platinum	4" fluted oval	3/4" diam	102"	485 lbs
10' Sq	10SQEDGE-PL		4" fluted oval	3/4" diam	102"	485 lbs





# BALI

## EURO COLLECTION

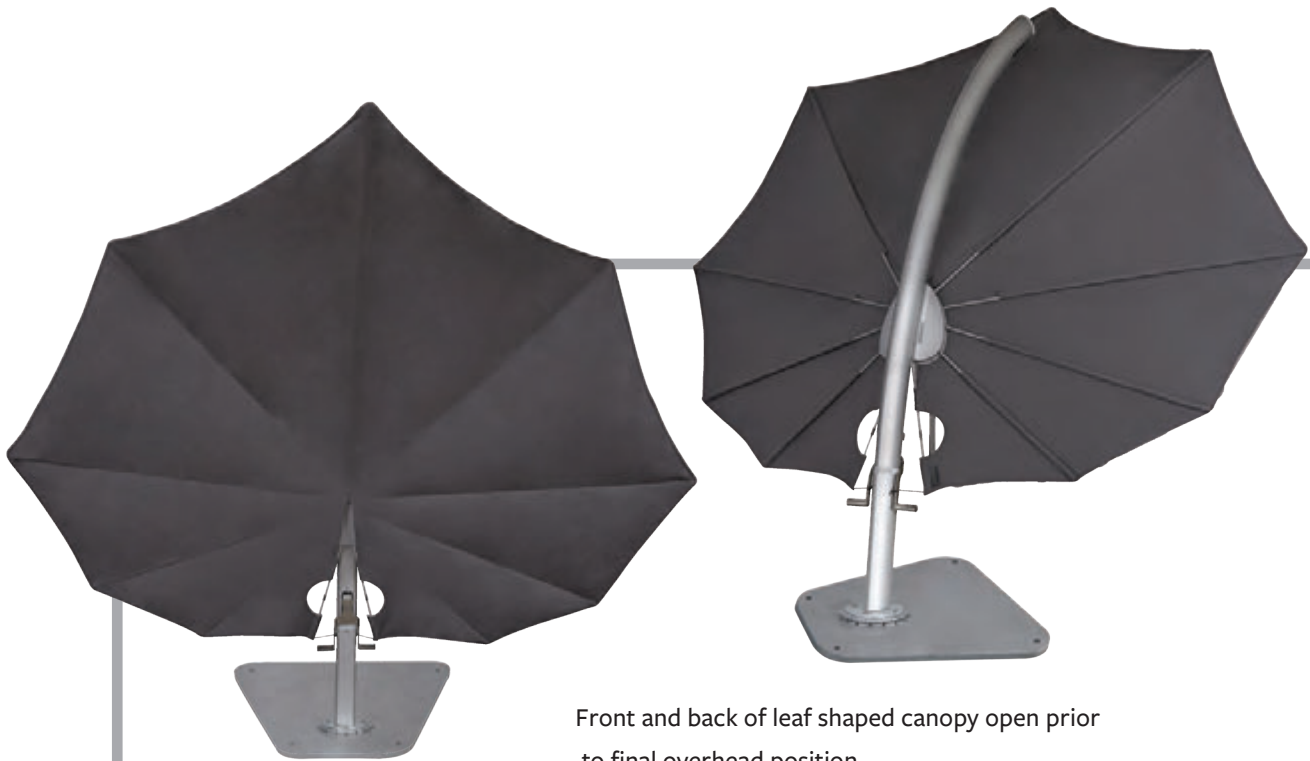
The elegant shape of the canopy and gently curved pole emulate the tranquil and expansive natural beauty of an open leaf. The canopy can easily be raised along the entire length of the pole. The pole itself rotates 360° so that ample shade can be provided in any direction throughout the day.

- 360° rotating heavy duty curved aluminum pole
- Canopy can be raised and locked in position anywhere along the length of the pole
- 9 fiberglass ribs
- Anodized and powder coated aluminum structure
- Canopies are made of furniture grade solution dyed acrylic. See fabric selections on pages 47-51.  
Tops are also available in COM.
- Curved Pole Height - 7' 5"
- Overall Width from Back of Pole to fully extended Canopy - 13' 10"
- Leaf-shaped Canopy Height - 9' 10"
- Leaf-shaped Canopy Width - 9' 10"
- Dual handled, manual lift
- Draw string, tension-based opening
- Telescopic Pole
- Umbrella and Base sold as a set

### BASE PLATE



Trapezoid shape base with curved corners,  
32" W (narrow end) x 42" (wide end) x 36" L x 1" H  
Rotator Plate is 10" diam



SIZE/ SHAPE	MODEL #	FINISH COLOR	OFFSET POLE	FIBERGLASS RIBS	HEIGHT	WEIGHT
10' Leaf	10BALI-PL	Platinum	Aluminum	3/4" diam	89"	500 lbs



# VENICE

## EURO COLLECTION

This large scale umbrella is available in two sizes - 16' and 20' squares - that provide shade to either 256 or 400 square feet, respectively. Canopies are manufactured with double, sewn-in vents to provide excellent wind control. The heavy duty base affords a stable and complementary foundation to this imposing shade structure.



- Telescopic opening and closing system with lift rod
  - 8 rectangular aluminum ribs
  - Carbon powder coated finished aluminum and steel structure with nylon accesories
  - Steel cross base structure for (4) 19"x 19" concrete filled, molded fiberglass tiles with handles
  - Double, sewn-in vent with storage ties standard
  - Canopies are made of furniture grade, solution dyed acrylic. See fabric selections on pages 47–51.
- Tops are also available in COM.
- Custom top options include valance, alternating panels, banding and logos. See page 33 and 35.
  - Umbrella and Base sold as a set

BASE PLATE



HUB DETAIL



SIZE/ SHAPE	MODEL #	FINISH COLOR	CENTER POST	RIBS	HEIGHT	WEIGHT
16' Sq	16SQVTPCR	Carbon	4" diam	Aluminum 13/16" x 1 9/16"	189"	810 lbs
20' Sq	20SQVTPCR		4" diam	Aluminum 13/16" x 1 9/16"	213"	840 lbs



## CANTILEVER

When your outdoor dining area would function better with an offset umbrella, our Cantilever model will provide the coverage you need without the interference of a center pole. These double vented, aluminum frame contract grade umbrellas are available in a wide array of fabrics to compliment any decor. Our 360 degree rotating Cantilever umbrella features a smooth-glide trigger lift mechanism and a foot activated rotator to provide 100 square feet of comfortable shade.



- 360° rotating pole and canopy
- 8 rectangular aluminum ribs
- Bronze finished aluminum frame and fittings
- Trigger lift with crank
- Steel cross base for (4) 80 lb. granite tiles
- Double, sewn-in vent and storage ties are standard
- Canopies are made of furniture grade, solution dyed acrylic. See fabric selections on pages 47-51. Tops are also available in COM.
- Custom top options include valance, alternating panels, banding and logos. See page 33 and 35.



Detail of Trigger Lift Mechanism



Foot Activated Lever to Rotate Pole 360°



Detail of Canopy

SIZE/ SHAPE	MODEL #	FINISH COLOR	OFFSET POLE	RIBS	HEIGHT	WEIGHT
10' Sq	10CANT-CB	Bronze	2 3/4" x 3 1/2"	Aluminum	111"	420 lbs



13' Octagon with double vented canopy

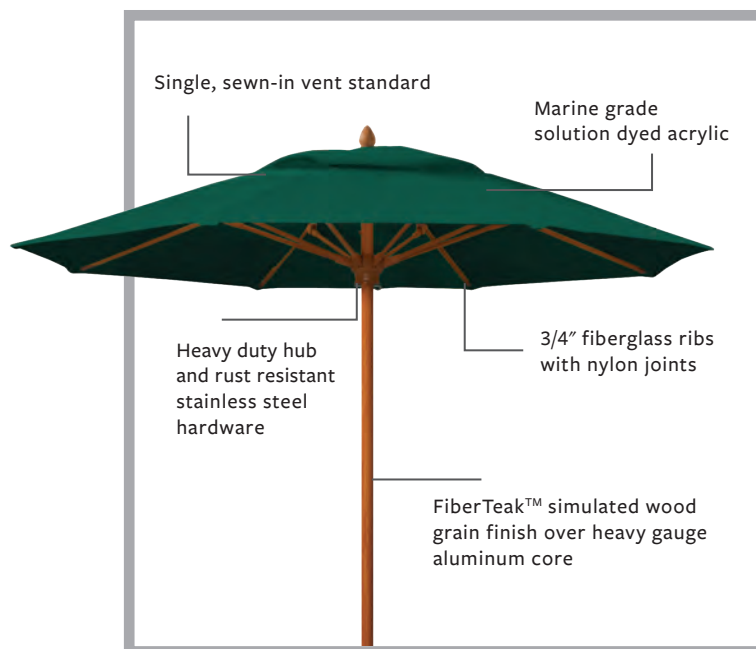
## DIAMANTE

### PRESTIGE COLLECTION

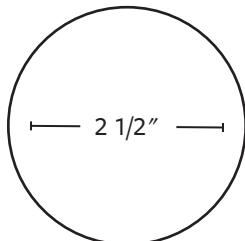
The largest of our Prestige FiberTeak™ umbrellas, it features a one piece, 2 1/2" diameter pole with a .125 wall thickness aluminum core and our simulated wood finish. For freestanding use only, all have 3/4" diameter ribs and provide shade coverage with canopy sizes up to 13' octagon or 10' square. Optional double vent or Aruba canopies are excellent for locations that experience high winds.



- Fiberglass ribs with molded nylon joints and end tips
- FiberTeak™ finishes on poles and finials simulate the look and feel of real wood
- The poles are made with heavy duty aluminum cores and a protective, textured fiberglass coating for excellent durability
- All rib, finial and hub colors coordinate with the pole finish color except for Aged Teak which has white ribs and hubs
- Stainless steel hardware
- Single sewn-in vent and storage ties are standard on most sizes. 13' Oct and 10' Sq come with Double sewn-in vents and storage ties.
- Custom top options include the Aruba extra large vent, double vent, valance, alternating panels, trim, banding and logos. See pages 33–35.
- Canopies are made of marine or furniture grade, solution dyed acrylic. See fabric selections on pages 45–51. Tops are also available in COM.
- Pulley & Pin lift is available in place of Push Up & Pin. When ordering change the end of the model number from PU to PP.



#### POLE DIAMETER




For freestanding use only

#### HUB DETAIL



#### POLE FINISHES



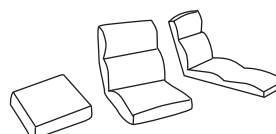
Detail of FiberTeak™  
Simulated Wood Grain  
in Teak Finish.

SIZE/ SHAPE	MODEL #	FINISH COLOR*	POLE	FIBERGLASS RIBS	LIFT	HEIGHT	WEIGHT
9' Oct	9DPU	TK - Teak CH - Chestnut AG - Aged Teak	One piece, 2 1/2" diam aluminum core, FiberTeak™ Simulated Wood Finish	3/4" diam	Push Up & Pin	96"	41 lbs
11' Oct	11DPP			3/4" diam	Pulley & Pin	102"	45 lbs
13' Oct	13DPP			3/4" diam	Pulley & Pin	108"	70 lbs
6' Sq	6SQDPU			3/4" diam	Push Up & Pin	96"	37 lbs
7 1/2' Sq	7SQDPP			3/4" diam	Pulley & Pin	102"	39 lbs
10' Sq	10SQDPP			3/4" diam	Pulley & Pin	108"	65 lbs

\*Designate finish color by adding color letter abbreviation to the model number.



See base options on  
page 36–38.



See coordinating cushions and  
pillows on pages 39–44.



## AUGUSTA

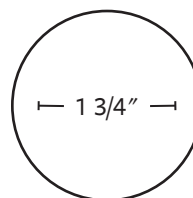
### PRESTIGE COLLECTION

This Prestige model features the patented FiberTeak™ simulated wood pole with a 1 3/4" diameter, one piece .125 wall thickness aluminum core, three woodgrain finish choices and 3/4" diameter fiberglass ribs. This structural integrity coupled with the warm wood look is more durable than actual wood umbrellas as they will not warp, check or split.



- Fiberglass ribs with molded nylon joints and end tips
- FiberTeak™ finishes on poles and finials simulate the look and feel of real wood
- The poles are made with heavy duty aluminum cores and a protective, textured fiberglass coating for excellent durability
- All rib, finial and hub colors coordinate with the pole finish color except for Aged Teak which has white ribs and hubs
- Stainless steel hardware
- Single sewn-in vent and storage ties are standard on most sizes. 10' Sq come with Double sewn-in vents and storage ties.
- Custom top options include the Aruba extra large vent, double vent, valance, alternating panels, trim, banding and logos. See pages 33–35.
- Standard tops are made of marine or furniture grade, solution dyed acrylic. See fabric selections on pages 45–51. Tops are also available in COM.
- Pulley & Pin lift is available in place of Push Up & Pin. When ordering change the end of the model number from PU to PP.

## POLE DIAMETER




Recommended for freestanding use

## HUB DETAIL



## POLE FINISHES

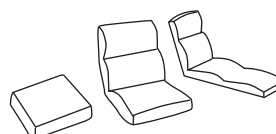


SIZE/ SHAPE	MODEL #	FINISH COLOR*	POLE	FIBERGLASS RIBS	LIFT	HEIGHT	WEIGHT
9' Oct	9APU	TK - Teak CH - Chestnut AG - Aged Teak	One piece, 1 3/4" diam aluminum core, FiberTeak™ Simulated Wood Finish	3/4" diam	Push Up & Pin	96"	36 lbs
11' Oct	11APP			3/4" diam	Pulley & Pin	102"	40 lbs
6' Sq	6SQAPU			3/4" diam	Push Up & Pin	96"	32 lbs
7 1/2' Sq	7SQAPP			3/4" diam	Pulley & Pin	102"	34 lbs
10' Sq	10SQAPP			3/4" diam	Pulley & Pin	108"	58 lbs

\*Designate finish color by adding color letter abbreviation to the model number.



See base options on  
page 36–38.



See coordinating cushions and  
pillows on pages 39-44.



## BRIDGEWATER

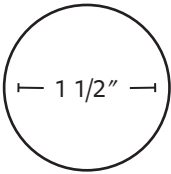
### PRESTIGE COLLECTION

This contract grade umbrella features FiberBuilt's patented FiberTeak™ simulated wood pole which has a sturdy aluminum core with a .125 wall thickness and comes in three woodgrain finishes. The 1 1/2" diameter, one piece pole allows for both in-table and freestanding use.



- Flexible fiberglass ribs with molded nylon joints and end tips
  - FiberTeak™ finishes on poles and finials simulate the look and feel of real wood
  - The poles are made with heavy duty aluminum cores and a protective, textured fiberglass coating for excellent durability
  - All rib, finial and hub colors coordinate with the pole finish color except for Aged Teak which has white ribs and hubs
  - Stainless steel hardware
  - Single, sewn-in vent and storage ties are standard
  - Custom top options include the Aruba extra large vent, double vent, valance, alternating panels, trim, banding and logos. See pages 33–35.
  - Standard tops are made of marine or furniture grade, solution dyed acrylic. See fabric selections on pages 45–51. Tops are also available in COM.
  - Pulley & Pin lift is available in place of Push Up & Pin.
- When ordering change the end of the model number from PU to PP.

### POLE DIAMETER




Recommended for in-table use

### HUB DETAIL




### POLE FINISHES

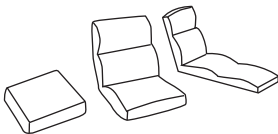


SIZE/ SHAPE	MODEL #	FINISH COLOR*	POLE	FIBERGLASS RIBS	LIFT	HEIGHT	WEIGHT
8' Oct	8BPU	TK - Teak CH - Chestnut AG - Aged Teak	One piece, 1 1/2" diam aluminum core, FiberTeak™ Simulated Wood Finish	1/2" diam	Push Up & Pin	90"	30 lbs
9' Oct	9BPU			1/2" diam	Push Up & Pin	96"	33 lbs
11' Oct	11BPP			1/2" diam	Pulley & Pin	102"	38 lbs
6' Sq	6SQBPU			1/2" diam	Push Up & Pin	96"	29 lbs
7 1/2' Sq	7SQBPP			1/2" diam	Pulley & Pin	102"	34 lbs

\*Designate finish color by adding color letter abbreviation to the model number.



See base options on  
page 36–38.



See coordinating cushions and  
pillows on pages 39-44.



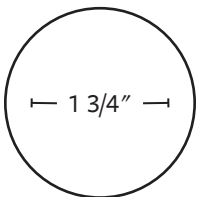
Shown with Aruba vented canopy for wind management

# BAMBUSA

## PRESTIGE COLLECTION

- Flexible fiberglass ribs with molded nylon joints and end tips
- FiberTeak™ poles and finials simulate the look and feel of real bamboo, and include hand-finished culms and nodes.
- The poles are made with a heavy duty .125 wall thickness aluminum core and a protective, textured fiberglass coating for excellent durability
- Stainless steel hardware
- Single, sewn-in vent and storage ties are standard
- Custom top options include the Aruba extra large vent, double vent, valance, alternating panels, trim, banding and logos. See pages 33–35.
- Standard tops are made of marine or furniture grade, solution dyed acrylic. See fabric selections on page 45–51. Tops are also available in COM.
- Pulley & Pin lift is available in place of Push Up & Pin. When ordering change the end of the model number from PU to PP.

### POLE DIAMETER



Recommended for freestanding use

### HUB DETAIL



### POLE FINISHES

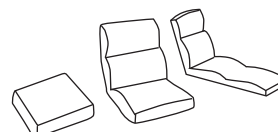


SIZE/ SHAPE	MODEL #	FINISH COLOR*	POLE	FIBERGLASS RIBS	LIFT	HEIGHT	WEIGHT
8' Oct	8SPU	N - Natural TK - Dark	One piece, 1 3/4" diam aluminum core, FiberTeak™ Simulated Bamboo Finish	3/4" diam	Push Up & Pin	90"	32 lbs
9' Oct	9SPU			3/4" diam	Push Up & Pin	96"	36 lbs
11' Oct	11SPP			3/4" diam	Pulley & Pin	102"	40 lbs
6' Sq	6SQSPU			3/4" diam	Push Up & Pin	96"	32 lbs
7 1/2' Sq	7SQSPP			3/4" diam	Pulley & Pin	102"	34 lbs

\*Designate finish color by adding color letter abbreviation to the model number.



See base options on  
page 36–38.



See coordinating cushions and  
pillows on pages 39–44.





# PALM

## PRESTIGE COLLECTION

- Flexible fiberglass ribs with molded nylon joints and end tips
- FiberTeak™ poles and finials simulate the look and feel of a real Coconut Palm Tree
- The poles are made with a heavy duty .125 wall thickness aluminum core and a protective, textured fiberglass coating for excellent durability
- Stainless steel hardware
- Multi-layer palm leaf canopy with binding and storage ties
- Standard tops are made of marine or furniture grade, solution dyed acrylic. See fabric selections on pages 45–51. Tops are also available in COM.



### POLE FINISH



BARK

### HUB DETAIL



SIZE/ SHAPE	MODEL #	FINISH COLOR	POLE	FIBERGLASS RIBS	LIFT	HEIGHT	WEIGHT
8' Oct	8PPP	Bark	One piece, aluminum core, FiberTeak™ Simulated Coconut Palm Finish	3/4" diam	Pulley & Pin	90"	45 lbs
9' Oct	9PPP			3/4" diam	Pulley & Pin	96"	48 lbs
11' Oct	11PPP			3/4" diam	Pulley & Pin	102"	55 lbs

Designed for freestanding use. Will fit in base that accommodates 2" pole.



Shown with Aruba Canopy

## OCEANA

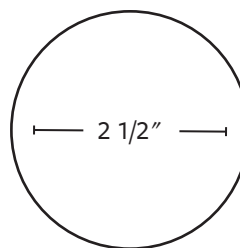
### PRESTIGE COLLECTION

These large Prestige Collection umbrellas feature a 2.5" diameter, one piece pole with a .125 aluminum wall thickness and come in four powder coated finish colors. For freestanding use only, they provide significant shade coverage with canopy sizes up to 13' octagon or 10' square. Optional double vent or Aruba canopies are excellent for locations that experience high winds.



- Fiberglass ribs with molded nylon joints, hubs and end tips.
- Pole finishes are powder coated. Other finish colors are available for large orders. Consult factory.
- All rib, finial and hub colors coordinate with the finish color selected for the pole.
- Single sewn-in vent and storage ties are standard on most sizes. 13' Oct and 10' Sq come with Double sewn-in vents and storage ties.
- Custom top options include the Aruba extra large vent, double vent, valance, alternating panels, trim, banding and logos. See pages 33–35.
- Standard tops are made of marine or furniture grade, solution dyed acrylic. See fabric elections on pages 45–51. Tops are also available in COM.
- Pulley & Pin lift is available in place of Push Up & Pin. When ordering change the end of the model number from PU to PP.

## POLE DIAMETER




For freestanding use only

## HUB DETAIL



## POLE FINISHES

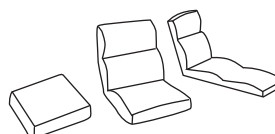


SIZE/ SHAPE	MODEL #	FINISH COLOR*	POLE	FIBERGLASS RIBS	LIFT	HEIGHT	WEIGHT
9' Oct	9OPU	W - White A - Bright Aluminum CB - Champ.Bronze K - Black	One piece, 2 1/2" diam aluminum, .125 thickness	3/4" diam	Push Up & Pin	96"	37 lbs
11' Oct	11OPP			3/4" diam	Pulley & Pin	102"	45 lbs
13' Oct	13OPP			3/4" diam	Pulley & Pin	108"	58 lbs
6' Sq	6SQOPU			3/4" diam	Push Up & Pin	96"	35 lbs
7 1/2' Sq	7SQOPP			3/4" diam	Pulley & Pin	102"	51 lbs
10' Sq	10SQOPP			3/4" diam	Pulley & Pin	108"	55 lbs

\*Designate finish color by adding color letter abbreviation to the model number.



See base options on  
page 36-38.



See coordinating cushions and  
pillows on pages 39-44.



## RIVA

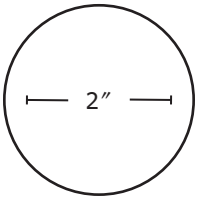
### PRESTIGE COLLECTION

This heavy duty umbrella has a 2" diameter, one piece .125 wall thickness aluminum pole with 3/4" diameter ribs. Designed for use in hospitality settings such as restaurants, hotels, resorts and country clubs, it will provide years of durable service to compliment the decor our any outdoor space.




- Fiberglass ribs with molded nylon joints, hubs and end tips
- Pole finishes are powder coated. Other finish colors are available for large orders. Consult factory.
- All rib, finial and hub colors coordinate with the finish color selected for the pole
- Single sewn-in vent and storage ties are standard on most sizes. 10' Sq come with Double sewn-in vents and storage ties.
- Custom top options include the Aruba extra large vent, double vent, valance, alternating panels, trim, banding and logos. See pages 33-35.
- Standard tops are made of marine or furniture grade, solution dyed acrylic. See fabric selections on pages 45-51. Tops are also available in COM.
- Pulley & Pin lift is available in place of Push Up & Pin. When ordering change the end of the model number from PU to PP.

### POLE DIAMETER



Recommended for freestanding use

### HUB DETAIL



### POLE FINISHES

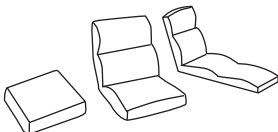


SIZE/ SHAPE	MODEL #	FINISH COLOR*	POLE	FIBERGLASS RIBS	LIFT	HEIGHT	WEIGHT
9' Oct	9RPU	W - White A - Bright Aluminum CB - Champ.Bronze K - Black	One piece, 2" diam aluminum, .125 thickness	3/4" diam	Push Up & Pin	96"	34 lbs
11' Oct	11RPP			3/4" diam	Pulley & Pin	102"	38 lbs
6' Sq	6SQRPU			3/4" diam	Push Up & Pin	96"	26 lbs
7 1/2' Sq	7SQRPP			3/4" diam	Pulley & Pin	102"	30 lbs
10' Sq	10SQRPP			3/4" diam	Pulley & Pin	108"	54 lbs

\*Designate finish color by adding color letter abbreviation to the model number.



See base options on  
page 36-38.



See coordinating cushions and  
pillows on pages 39-44.



# LUCAYA

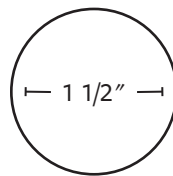
## PRESTIGE COLLECTION

This umbrella features a 1 1/2" diameter, one piece pole that allows for both in-table and freestanding use. To accompany a wide range of dining, lounge and chaise seating, the .125 thickness aluminum pole comes in seven finishes.



- Flexible fiberglass ribs with molded nylon joints, hubs and end tips.
- Pole finishes are powder coated. Other finish colors are available for large orders. Consult factory.
- All rib, finial and hub colors coordinate with the finish color selected for the pole except for Sahara which has Champagne Bronze ribs, finials and hubs.
- Single, sewn-in vent and storage ties are standard.
- Custom top options include the Aruba extra large vent, double vent, valance, alternating panels, trim, banding and logos. See pages 33–35.
- Standard tops are made of marine or furniture grade, solution dyed acrylic. See fabric selections on pages 45–51. Tops are also available in COM.
- Pulley & Pin lift is available in place of Push Up & Pin. When ordering change the end of the model number from PU to PP.

## POLE DIAMETER




Recommended for in-table use

## HUB DETAIL



## POLE FINISHES

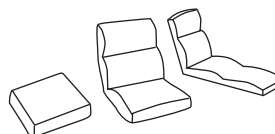


SIZE/ SHAPE	MODEL #	FINISH COLOR*	POLE	FIBERGLASS RIBS	LIFT	HEIGHT	WEIGHT
8' Oct	8LPU	W - White A - Bright Aluminum S - Sahara CB - Champ.Bronze T - Terra P - Pewter K - Black	One piece, 1 1/2" diam aluminum, .125 thickness	1/2" diam	Push Up & Pin	90"	27 lbs
9' Oct	9LPU			1/2" diam	Push Up & Pin	96"	28 lbs
11' Oct	11LPP			1/2" diam	Pulley & Pin	102"	30 lbs
6' Sq	6SQLPU			1/2" diam	Push Up & Pin	96"	24 lbs
7 1/2' Sq	7SQLPP			1/2" diam	Pulley & Pin	102"	26 lbs

\*Designate finish color by adding color letter abbreviation to the model number.



See base options on  
page 36-38.



See coordinating cushions and  
pillows on pages 39-44.



## PORTABLE POP UP TENTS

Deluxe Tent Shown with Optional Side Panels and 4" Banding in contrasting fabric to match Tie Backs



**CHOICE TENT**

- Durable aluminum frame construction with aluminum ribs
- 1 1/4" hexagonal tubular aluminum legs
- Telescoping legs for adjustable height
- Nylon joints
- 300 denier polyester canopy



**MERIDIAN TENT**

- Durable aluminum frame construction with aluminum ribs
- 1 1/4" hexagonal tubular aluminum legs
- Telescoping legs for adjustable height
- Nylon joints
- Solution dyed acrylic canopy
- Optional side panels available



**DELUXE TENT**

- Heavy duty aluminum frame construction with aluminum ribs
- Sturdy 2 1/2" hexagonal legs
- Telescoping legs for adjustable height
- Cast aluminum joints
- Solution dyed acrylic canopy
- Optional side panels and logos available





Frame Closes to  
13" x 13" x 62"

**ALL TENT STYLES FEATURE:**

- Easy open and set up - no tools required
- Legs have anchor plates with holes for mounting
- Standard canopies on Meridian and Deluxe models are made of marine or furniture grade, solution dyed acrylic. See fabric selections on pages 45–51. Tops are also available in COM.
- Storage bag is included

	SIZE/ SHAPE	MODEL #	FINISH COLOR	LEGS	RIBS	HEIGHT	WEIGHT
CHOICE	10' Sq	TN-CH	Anodized Aluminum	1 1/4" Hex	Aluminum	122" - 130"	45 lbs
MERIDIAN	10' Sq	TN-MD		1 1/4" Hex	Aluminum	122" - 130"	48 lbs
	10' Sq	TN-MDX*		1 1/4" Hex	Aluminum	122" - 130"	74 lbs
DELUXE	10' Sq	TN-DL		2 1/2" Hex	Aluminum	122" - 130"	78 lbs
	10' Sq	TN-DLX*		2 1/2" Hex	Aluminum	122" - 130"	104 lbs

\*X in model number indicates the inclusion of side panels with zipper closure and Velcro tie backs




Light and Fan Kit shown in Aged Bronze Finish

# PAVILIONS

- Semi-permanent shade structure
- Umbrella style canopy with fiberglass ribs, molded nylon joints and end tips
- Frame available in heavy duty aluminum or FiberTeak™ simulated wood
- Welded aluminum connectors
- Legs have anchor plates with holes for mounting
- Standard canopies with double vent and valance are made of marine or furniture grade, solution dyed acrylic. See fabric selections on pages 45–51. Tops are also available in COM.
- Side panels can be zipped closed
- Velcro tie backs secure side panels to the frame
- Options include tie backs and 4" band in coordinating fabric (at bottom of valance, bottom of drapes, and for tie backs)
- Optional Light and Fan Kit: 48" overall length. Dual 14" diam. cage fans, rotates 360 degrees for optimal circulation. Aged Bronze and Stainless Steel finishes. Battery operated remote control included.

## POLE FINISHES



SIZE/ SHAPE	MODEL #	FINISH COLOR*	LEGS	RIBS	HEIGHT	WEIGHT
10' Sq	PAVR	W - White A - Bright Aluminum CB - Champ. Bronze K - Black	2" Aluminum	Aluminum	120"	130 lbs
10' Sq	PAVO		2 1/2" Aluminum	Aluminum	120"	140 lbs
10' Sq	PAVA	TK - Teak CH - Chestnut AG - Aged Teak	2" FiberTeak™	FiberTeak	120"	150 lbs
10' Sq	PAVD		2 1/2" FiberTeak™	FiberTeak	120"	165 lbs

\*Designate finish color by adding color letter abbreviation to the model number.





## BEACH CABANA


- Size: 80" w x 67" d x 67" h
- Fits two side by side standard chaise lounges
- 3/4" and 1/2" diam. Aluminum ribs with mill finish
- Cover is made of marine grade, solution dyed acrylic. See fabric selections on pages 45–51.
- An optional open weave mesh panel for added wind resistance is also available. Consult factory.
- Aluminum hardware and foot
- For greater stability, 5" x 12" cabana foot inserts into sand
- Weight: 62 lbs.

### STANDARD CABANA


Model Number  
CAB-8067

### CABANA WITH MESH PANEL

Model Number  
B-CABANA-M



Optional Weave  
Mesh Back Panel



Cabana Foot  
Attaches to mounting  
bracket to anchor  
into the sand





## MARKET

### WITH CRANK, PUSH UP & PIN AND PULLEY & PIN

This popular, budget-friendly, contract grade umbrella comes with a two piece aluminum pole, solution dyed acrylic canopy and three lift options - Crank, Push Up & Pin and Pulley & Pin.



- Flexible fiberglass ribs with molded nylon joints, hubs and end tips
- Powder coated finishes
- Single vent canopies standard with vent ties and storage ties
- Custom top options include double vent, sewn vents, valance, alternating panels, trim, banding and logos.  
See page 33–35.
- Standard tops are made of marine or furniture grade, solution dyed acrylic. See fabric selections on pages 45–51.

## HUB DETAIL



## POLE FINISHES

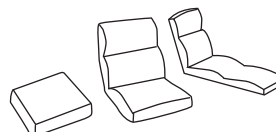


SIZE/ SHAPE	MODEL #	FINISH COLOR	POLE	FIBERGLASS RIBS	LIFT	HEIGHT	WEIGHT
7 1/2' Oct	7MCRW 7MCRCB	White Champ. Bronze	Two piece, 1 1/2" diam aluminum, .080 thickness	1/2" diam	Crank	90"	19 lbs
9' Oct	9MCRW 9MCRCB	White Champ. Bronze		1/2" diam	Crank	96"	22 lbs
7 1/2' Oct	7MPUW 7MPUCB 7MPUBK	White Champ. Bronze Black*		1/2" diam	Push Up & Pin	90"	16 lbs
9' Oct	9MPPW 9MPPCB	White Champ. Bronze		1/2" diam	Pulley & Pin	96"	22 lbs
11' Oct	11MPPW 11MPPCB	White Champ. Bronze		1/2" diam	Pulley & Pin	102"	28 lbs
6' Sq	6SQMPPW 6SQMPPCB	White Champ. Bronze		1/2" diam	Pulley & Pin	96"	18 lbs
7 1/2' Sq	7SQMPPW 7SQMPPCB	White Champ. Bronze		1/2" diam	Pulley & Pin	102"	20 lbs

\*Black pole only available on 7 1/2' Octagonal umbrella with Push Up & Pin lift.



See base options  
on page 36-38.



See coordinating cushions and  
pillows on pages 39-44.



Ideal for residential use

# GARDEN HOME COLLECTION

- Flexible fiberglass ribs with molded nylon joints, hubs and end tips
- Anodized and powder coated finishes
- Valance style canopy is made of vinyl coated weave
- All models available for Quick Ship

## POLE FINISHES



**PUSH BUTTON TILT**  
Tilt Umbrellas  
are designed for  
Residential use

## VINYL COATED WEAVE CANOPY COLORS



Actual colors may vary from images shown.

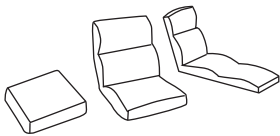
SIZE/ SHAPE	MODEL #	FINISH COLOR	POLE	FIBERGLASS RIBS	LIFT	HEIGHT	WEIGHT	ACCESSORY
7 1/2' Hex	7GCRW 7GCRCB 7GCRA	White Champ. Bronze Bright Aluminum	Two piece, 1 1/2" diam aluminum, .065 thickness	(6) 3/8" diam	Crank	90"	15 lbs	
7 1/2' Hex	7GCRW-T 7GCRCB-T	White Champ. Bronze		(6) 3/8" diam	Crank	90"	15 lbs	Push Button Tilt
7 1/2' Hex	7GPUTA 7GPUCB	Bright Aluminum Champ. Bronze		(6) 3/8" diam	Push Up	90"	15 lbs	



Quick Ship products ship within  
three to five business days.



See base options  
on page 36-38.



See coordinating  
cushions and pillows  
on pages 39-44.



Ideal for residential use

#### CANOPY COLORS



#### POLE FINISHES



Actual colors may vary from images shown.

## PATIO & TERRACE HOME COLLECTION

- Flexible fiberglass ribs with molded nylon joints, hubs and end tips
- Anodized and powder coated finishes
- Market style canopy with single sewn-in vent
- Patio models have spun acrylic canopies
- Terrace models have furniture grade solution dyed acrylic canopies
- All models available for Quick Ship




SIZE/ SHAPE	PATIO MODEL #	TERRACE MODEL #	FINISH COLOR*	POLE	FIBERGLASS RIBS	LIFT	HEIGHT	WEIGHT	ACCESSORY
7 1/2' Hex	7HCRW 7HCRCB 7HCRA	7TCRW 7TRCB 7TCRA	White Champ. Bronze Bright Aluminum	Two piece, 1 1/2" diam aluminum, .065 thickness	(6) 3/8" diam	Crank	90"	15 lbs	
7 1/2' Hex	7HCRW-T 7HCRCB-T	7TCRW-T 7TRCB-T	White Champ. Bronze		(6) 3/8" diam	Crank	90"	15 lbs	Push Button Tilt
7 1/2' Hex	7HPUCB 7HPUA	7TPUCB 7TPUA	Champ. Bronze Bright Aluminum		(6) 3/8" diam	Push Up	9"	15 lbs	
9' Oct	9HCRW 9HCRCB	9TCRW 9TRCB	White Champ. Bronze		(8) 3/8" diam	Crank	96"	17 lbs	
9' Oct	9HCRW-T 9HCRCB-T	9TCRW-T 9TRCB-T	White Champ. Bronze		(8) 3/8" diam	Crank	96"	17 lbs	Push Button Tilt
9' Oct	9HPUCB	9TPUCB	Champ. Bronze		(8) 3/8" diam	Push Up	96"	17 lbs	



Quick Ship products ship within three to five business days.



See base options on page 36-38.



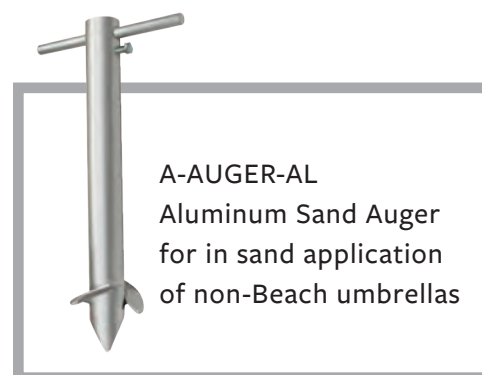
See coordinating cushions and pillows on pages 39-44.





# BEACH

- White flexible fiberglass ribs with molded nylon joints, hubs and end tips
- Rust resistant hardware
- Standard canopy is single vent with valance
- Standard tops are made of marine grade, solution dyed acrylic. See fabric selections on pages 45-51.
- Pointed end tip for easy beach set up



## POLE FINISH



NATURAL OAK



DETAIL OF  
POLE END TIP

### DETAIL OF 6 RIB HUB



### DETAIL OF 8 RIB HUB



**7CAR-BAG**  
Optional Beach Umbrella Bag  
can be ordered in matching  
fabric color

SIZE/ SHAPE	MODEL #	FINISH COLOR	POLE	FIBERGLASS RIBS	LIFT	HEIGHT	WEIGHT
7 1/2' Hex	7BPU-6R-WDO	Natural Oak	Two piece solid hard wood, 1 3/8" diam. with pointed tip	(6) 3/8" diam	Push Up	87"	16 lbs
7 1/2' Oct	7BPU-WDO	Natural Oak	Two piece solid hard wood, 1 1/2" diam. with pointed tip	(8) 3/8" diam	Push Up	87"	18 lbs

## CANOPY PATTERNS



standard  
single vent



single vent with 4" banding  
to match top vent



double vent with (3)  
4" bandings



double vent with  
2 alternating vent fabrics



single vent with  
4" banding



single vent with  
alternating panels




single vent with 2 fabrics




single vent with 1" trim

INQUIRE ABOUT EVEN GREATER  
OPTIONS TO CUSTOMIZE  
THROUGH THE USE OF FABRICS.




## ACCESSORIES & OPTIONS



Vent Ties



Custom Scalloped Valance



MTDECK-AL  
Mounting Plate



7STO-BAG and 9STO-BAG  
Storage Bag with Velcro closure and two handles  
for Market, Garden and Patio & Terrace umbrellas



Protective cover  
Available in three sizes to  
accommodate pole diam  
from 1.5" to 2.5" diam





## CANOPY OPTIONS

AVAILABLE ON LUCAYA, RIVA, OCEANA, BRIDGEWATER,  
AUGUSTA, DIAMANTE AND BAMBUSA UMBRELLAS

### ARUBA CANOPY

- Extra large vent designed for superior wind resistance.
- All standard options regarding canopy designs and patterns apply to these canopies.
- Standard tops are made of marine or furniture grade, solution dyed acrylic. See fabric selections on pages 45–51. Tops are also available in COM.



Detail of Long  
Vent Attachment



Detail of Fabric  
Covered Joint



WHEN ORDERING,  
ADD THE FOLLOWING CANOPY STYLE  
TO THE SELECTED UMBRELLA MODEL:

ARUBA8 - for 8' diam  
ARUBA9 - for 9' diam  
ARUBA11 - for 11' diam

For example, a 9' Bridgewater with  
Chestnut finish and an Aruba  
Canopy would be: 9BPU-CH-ARUBA9





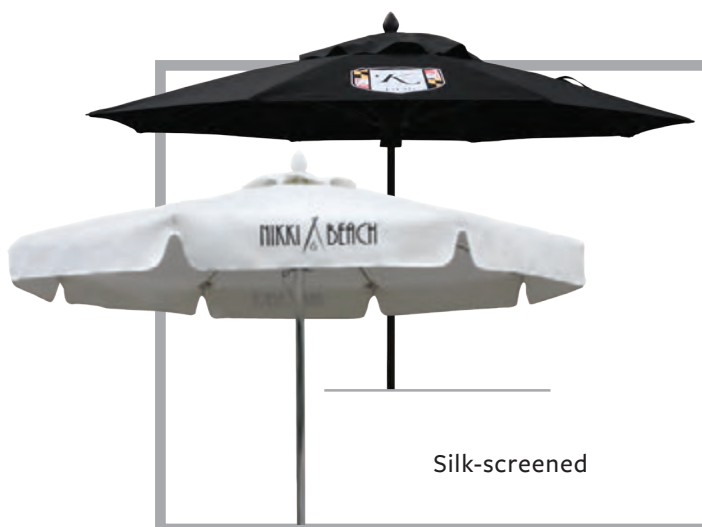
## CUSTOM LOGOS SILK-SCREENED AND EMBROIDERED

- Customer to provide high resolution vectored artwork and Pantone® Matching System color specifications
- Note: Logos are not available on Home Collection umbrellas
- Artwork can be up to 4 solid colors for silk screens.
- No limitations to thread colors on embroidered logos.



Embroidered

Cabanas



Silk-screened



Dye Sublimation on Deluxe Tents only



# FIBERGLASS BASES

- Original Egg & Dart Style
  - Available in 7 colors. Designate finish color by adding color letter abbreviations to the model number.
  - Scuff resistant gel coat finish
  - Comes with powder coated aluminum sleeve with through bolt to secure umbrella
  - Wheeled styles have "W" in model numbers and feature non-marking heavy duty marine grade polyurethane wheels
  - All models ship filled with concrete
  - Instructions included. Some assembly and tools required.
  - Base must be ordered with the proper sleeve size.
- Add to model number:
- 1 for 1 1/2" pole, -2 for 1 3/4" or 2" pole, and -25 for 2 1/2" pole

When ordering specialized bases, the model number should be written in the following order:

Style Number - Color Abbreviation - Pole Diam.

FB90-CB-2



Original Egg and Dart style



Detail of base with wheels and 18" sleeve



White - WH



Black - BK



Champagne  
Bronze - CB



Silver - SV



Teak - TK



Chestnut - CH



Aged Teak - AG

BASE MODEL						CANOPY SIZE			
STYLE	MODEL #	WEIGHT	BASE DIAM	BASE HEIGHT	OVERALL HEIGHT	7 1/2' OR 8' DIAM	9' DIAM & 6' SQ	11' DIAM & 7 1/2' SQ	13' DIAM & 10' SQ
STANDARD	FB90	90 lb	22"	6"	12"	T	T		
	FB125	125 lb	27"	6"	12"	F	F	T	
	FB175	175 lb	27"	7 1/2"	12"		F	F	F
WITH WHEELS	FBW110	110 lb	22"	6"	18"	F	F		
	FBW150	150 lb	27"	6"	18"	F	F	F	
	FBW200	200 lb	27"	7 1/2"	18"	F	F	F	F

T: Umbrella is placed within a Table F: Umbrella is Freestanding



# ALUMINUM BASES

- Contemporary smooth style
- Available in four colors
- Base sleeve with through bolt to secure umbrella
- All models ship filled with concrete
- Instructions included. Some assembly and tools required.
- Base must be ordered with the proper sleeve size.

Add to model number:

-1 for 1 1/2" pole, -2 for 1 3/4" or 2" pole, and -25 for 2 1/2" pole



115 lbs



160 lbs



White - WH



Silver - SV



Bronze - CB



Black - BK

BASE MODEL				CANOPY SIZE					
MODEL #	WEIGHT	SIZE	OVERALL HEIGHT	7 1/2' - 8' DIAM	9' DIAM	11' DIAM	6' SQ	7 1/2' SQ	10' SQ
ALUMINUM BASES									
AB110	115	23" Diam	12"	F	F	T	F	T	
AB160	160	23" Diam	12"	F	F	F	F	F	
STEEL BASES									
SBG85	85	24" Sq	18"	T	T		T		
SBG130	130	24" Sq	18"	F	F	T	F	T	
SBG200	200	30" Sq	18"	F	F	F	F	F	F
SBGW130	130	24" Sq	18"	F	F	T	F	T	
SBGW200	200	30" Sq	18"	F	F	F	F	F	F

T: Umbrella is placed within a Table F: Umbrella is Freestanding

# STEEL BASES

- Available in 3 weights: 85 lb, 130 lb and 200 lb
- Low profile steel base with welded base sleeve
- Galvanized and powder coated silver. Also available in black
- Through bolt to secure umbrella
- Wheeled styles have "W" in model numbers
- Base must be ordered with the proper sleeve size.

Add to model number: 2 for 1.5" pole & 2" poles, 25 for 2.5" pole

SBG85, SBG130 and SBG200 stationary (without wheels)

SBGW130 and SBGW200 with wheels



85 lb  
SBG85



130 lb with wheels  
SBGW130  
(or without wheels - SBG130)

# CONCRETE BASES

- Recommended for use with 7 1/2', 8' and 9' umbrellas
- CB19 available in 4 colors, CB23 and CB26 in Black only,
  - All bases come with black trim
  - Standard black sleeve accommodates poles up to 1 3/4" in diameter
  - Some assembly required



BASE MODEL					CANOPY SIZE				
MODEL #	NAME	WEIGHT	SIZE	HEIGHT	7.5' - 8' DIAM	9' DIAM	11' DIAM	6' SQ	7.5' SQ
CB19	Concrete Base	55	19" Diam	14"	T	T		T	
CB23	Concrete Base	110	23" Diam	19"	F	F		F	
CB26	Concrete Base	155	26" Diam	22"	F	F	F	F	F

T: Umbrella is placed within a Table    F: Umbrella is Freestanding

# PLASTIC BASES

- For residential, in-table use only with 7 1/2', 8' and 9' umbrellas
- Available in 3 colors
  - Dimensions: 16" diam x 9" overall height
  - Bases ship empty
  - Weight: 35 lbs filled with water, 50 lbs filled with concrete
  - Accommodates 1 1/2" pole
  - Compact shape works well under most tables
  - Includes molded handle



# RESIN BASES

- For residential, in-table use only with 7 1/2', 8' and 9' umbrellas
- Available in 3 colors
  - Dimensions: 22" diam x 12" overall height
  - Bases ship empty
  - Weight: Fillable to 90 lbs with sand or concrete
  - Sleeve accommodates up to a 2" pole
  - Includes molded handle and roller







## CUSHIONS

Our expert production staff will create high quality cushions that will restore the look and comfort of your outdoor furniture.

Replace worn, frayed or faded cushions on your existing chaises, chairs and benches or add new throw pillows, pool pillows, seat pads and cushions.

Cushions are available in a wide variety of standard sizes. For custom cushions, simply provide us with a sample or template of your existing cushions or pads and we will produce pieces in matching sizes.

Consult your representative, visit our website or contact the factory for additional information.





- All cushions are manufactured with high quality production methods to give each cushion the perfect comfort and loft
- Multiple thicknesses and a limitless array of shapes and sizes are available
- Fill: Polyester fiberfill, densified fiber, standard outdoor foam, reticulated foam and duralastic fill
- Fabrics: Available in a variety of grades from polyester to acrylic to COM. See pages 47-51 for furniture grade acrylics.
- Welts: in self or contrasting colors
- Cushions can be secured to furniture by standard fabric ties, Velcro tabs or fabric covered elastic
- Chaise Cushion options include headrests and hoods to attach over top of frame
- Custom details and options, such as notching and tufting, are available



## BULLNOSE CUSHIONS

The contemporary form of these cushions have a waterfall edge and can be used with a variety of furniture styles to create a softer profile.



Detail of Bullnose Cushion



Bullnose cushion  
with double welt

## BOX CUSHIONS

Box cushions are a versatile, fashionable and classic style approach to creating luxurious comfort for dining chairs, chaise lounges and deep seating groups.




Detail of Box Cushion  
with double welt

Available as a self welt or  
with contrasting fabric



Box cushion  
without welt



Box cushion  
with double welt

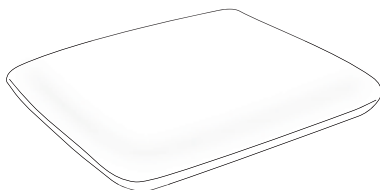
## KNIFE EDGE CUSHIONS

For a clean look, comfortable feel and affordable price, our basic knife edge cushion is the perfect solution.

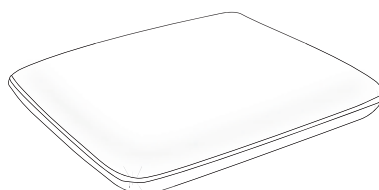


Detail of Knife Edge Cushion

Available as a self welt or  
with contrasting fabric



Knife edge cushion  
without welt



Knife edge cushion  
with single welt



BOX DOUBLE  
WELT CUSHION  
WITH TIES



BOX CUSHION, NO WELT



BOX DOUBLE WELT CUSHION  
WITH VELCRO CLOSURE



KNIFE EDGE CUSHION  
WITH EURO SEAM DETAIL



## PILLOWS

- Pillows are available standard size:  
14", 18", 20" and 22" Sq.
- 100% Polyester fiberfill
- Custom accents and options include welts, fringes, braiding, notching, tufting, zippers, and foam fill available upon request



Throw Pillow, Non-Welted



Throw Pillow with Contrast Welting



Throw Pillow with Optional Foam Fill and Optional Button



CUSTOMIZED HEADREST WITH WELT AND MESH BACK

## HEADREST

22" x 10"



FRONT



BACK  
Showing Velcro closure



SIDE VIEW



## LUMBAR PILLOW

18" x 10"



## BOLSTER

18" x 7" diam




## POUFS

20" x 20" x 18" and  
20" diam x 18"




## CUSHION FILL OPTIONS



### RETICULATED FOAM

Long lasting comfort with quick drying capabilities. Dries easily after exposure to rain or other forms of moisture and humidity. The open cell design provides maximum water drainage and air circulation allowing cushions to be back in service quickly after being wet.



### STANDARD OUTDOOR FOAM

Soft, comfortable and budget friendly. The best application for this foam is in dry climates or protected outdoor settings, such as covered patios and sunrooms.



### DENSIFIED FILL

Compressed fiber filling is economical and has a low water retention level. It drains fast and dries quickly, depending on the present weather conditions at your outdoor setting.



### DURALASTIC FILL

Revolutionary fill material that lasts longer than polyurethane foam. It is breathable and does not hold water. It drains fast and dries quickly. Good for the environment and can be recycled up to 5 times.

## CUSHION CONSTRUCTION

Our standard construction method provides a Dacron wrap around the foam core for shape, loft and comfort.

**TO AID IN THE DRYING PROCESS:** for all styles and fills, unzip the cushion and drain excess water and stand cushion on its side to dry. Once dry, close zipper.











## MARINE GRADE

For a complete listing of our marine and furniture grade, solution dyed acrylics visit: [www.fiberbuiltumbrellas.com](http://www.fiberbuiltumbrellas.com).



### GRADE A

					
8006 Dandelion	8600 Antique Beige	8601 Black	8602 Pacific Blue	8603 Forest Green	8604 China Red
					
8605 Natural White	8607 Burgundy	8608 Cardinal Red	8611 Classic Royal Blue	8612 Captains Navy	8634 Terra

## MARINE GRADE























					
4600 Erin Green	4601 Pacific Blue	4604 Natural	4605 Hemlock Tweed	4606 Dubonnet Tweed	4607 Charcoal Tweed
					
4608 Jet Black	4610 Turquoise	4612 Aruba	4614 Tan	4615 Smoke	4616 Mocha
					
4617 Royal Blue	4618 Walnut Tweed	4620 Beige	4621 True Brown	4622 Terracotta	4623 Aquamarine
					
4624 Sky Blue	4626 Navy	4628 Toast	4630 Cadet Grey	4632 Ivy	4633 Linen
					
4634 White	4635 Buttercup	4636 Storm	4637 Forest Green	4640 Black Cherry	4641 Sapphire Blue
					
4642 Oyster	4643 Persian Green	4644 Charcoal Grey	4645 Seagrass Green	4646 Captain Navy	4648 Taupe
					
4651 Silver	4652 Mediterranean Blue	4653 Medit. Blue Tweed	4654 Linen Tweed	4658 Tresco Brass	4659 Ember
					
4660 Crest Birch	4662 Crest Ash	4664 Sea	4668 Aspen	4669 Azure	4671 Fern
					
4672 Heather Beige	4673 Spa	4674 Wheat	4675 Capri	4676 Cocoa	4678 Marine Blue
					
4679 Ocean Blue	4683 Parchment	4684 Slate	4685 Gingko	4688 Basil	4695 Tresco Linen
					
4696 Tresco Birch					

Actual colors may vary from images shown.

## MARINE GRADE


















































GRADE C

					
4602 Sunflower Yellow	4603 Jockey Red	4609 Orange	4631 Burgundy	4665 Concord	4666 Logo Red
					
4667 Mahogany	4677 Tuscan	4689 Rust	4698 Tresco Clay	4699 Tresco Brick	4831 Silica Caribbean
					
4833 Silica Gravel	4858 Silica Barley	4859 Silica Dune	4860 Silica Sesame	4861 Silica Stone	4862 Silica Silver
					
4896 Silica Sage	4897 Silica Charcoal				

## MARINE GRADE



GRADE D

					
4740 Beaufort Ember	4741 Beaufort Azure	4742 Beaufort Storm	4743 Beaufort Chili	4751 Hemlock Tweed Fancy	4755 Pacific Blue Fancy
					
4763 Era Indigo	4766 Era Ash	4773 Bisque Brown	4776 Choc Chip Fancy	4777 Grey/Beige Chip Fancy	4789 Manhattan Classic
					
4790 Forest Green Fancy	4796 Beige/White	4798 Burgundy/Black/White	4799 Grey/Black/White	4806 Beaufort FGn/Natural	4813 Eastland Redwood
					
4817 Westfield Mushroom	4821 Colonnade Currant	4822 Colonnade Stone	4823 Colonnade Seaglass	4834 Cooper Basalt	4835 Cooper Ash
					
4836 Tillman Shale	4855 Colonnade Fossil	4856 Colonnade Juniper	4857 Colonnade Redwood	4868 Kiawah Spa	4876 Manhattan Fog
					
4878 Rodanthe Sunrise	4879 Rodanthe Metallic	4884 Saxon Casade	4885 Saxon Chil	4888 Clinton Granite	4891 Manhattan Dune
					
4894 Motive Duskl	4895 Motive Denim	4901 Classic Regimental	4902 Capt Navy/Natural Classi	4907 Taupe 5 Bar	4916 Navy/Taupe Fancy
					
4921 Mediterranean/Canvas	4923 Black Forest Fancy	4932 Forest Green/Beige	4945 Taupe Tailored Bar	4946 Black/Taupe Fancy	



## MARINE GRADE



GRADE D



4948  
Sapphire Vintage Bar



4949  
Forest Vintage Bar



4954  
Heather Beige Classic



4955  
Fern Classic



4959  
Fern/Heather Beige



4961  
Putty Regimental



4969  
Henna/Fern Vintage



4985  
Havelock Brick



4987  
Cooper Navy



4988  
Cooper Black



4989  
Hatteras Raven



4991  
Manteo Cardina



4992  
Baycrest Sky



4993  
Baycrest Pacific



4994  
Eastridge Cocoa



4995  
Ashford Forest



5702  
Beaufort Yellow/White



5704  
Beaufort Black/White

## MARINE GRADE



GRADE E



4401-0000  
Alloy Vapor



4401-0001  
Alloy Silver



4401-0002  
Alloy Bronze



4401-0003  
Alloy Steel



4401-0004  
Alloy Dune



4401-0005  
Alloy Stratus



4401-0006  
Alloy Midnight



4401-0007  
Alloy Jungle

## MARINE GRADE



GRADE F



4400-0000  
Fundamental Charcoal



4400-0001  
Fundamental Sand



4410-0001  
Avenues Daytime



4410-0002  
Avenues Midnight



4411-0001  
Cirrus Dove



4411-0002  
Cirrus Sand

## FURNITURE GRADE



GRADE B



5401  
Pacific Blue



5402  
Granite



5404  
Natural



5408  
Black



5410  
Air Blue



5413  
Spa



5414  
Wheat



5415  
Melon



5416  
Aruba



5420  
Mineral Blue



5422  
Antique Beige



5424  
Sky Blue



5425  
Cocoa



5426  
Capri



5428  
Glacier



5438  
Buttercup



5439  
Navy



5446  
Forest Green



5448  
Cork



5452  
Sapphire Blue




5453  
Canvas



5456  
Teal



5457  
Sunflower Yellow



5461  
Taupe

Actual colors may vary from images shown.

# FURNITURE GRADE



GRADE B

					
5468 Camel	5470 Walnut	5471 Raven Black	5472 Bird's Eye	5476 Heather Beige	5484 Brass
					
5487 Fern	5488 Teak	5489 Coal	5492 Flax	5493 Regatta	5498 Vellum
					
5499 True Blue	8300 Linen Champagne	8304 Linen Natural	8306 Linen Chili	8314 Linen Straw	8317 Linen Pampas
					
8318 Linen Sesame	8319 Linen Stone	8322 Linen Antique Beige	8351 Linen Silver	8353 Linen Canvas	8374 Linen Taupe
					
40428 Cast Ash	40429 Cast Mist	40430 Cast Oasis	40431 Cast Petal	40432 Cast Shale	40433 Cast Silver
					
40435 Cast Tinsel	40456 Cast Lagoon	40484 Paradigm Stone	48018 Spectrum Eggshell	48019 Spectrum Sand	48020 Spectrum Mist
					
48022 Spectrum Cilantro	48023 Spectrum Kiwi	48024 Spectrum Daffodil	48026 Spectrum Cayenne	48027 Spectrum Grenadine	48028 Spectrum Sierra
					
48029 Spectrum Coffee	48030 Spectrum Graphite	48031 Spectrum Mushroom	48032 Spectrum Dove	48080 Spectrum Indigo	48081 Spectrum Peacock
					
48082 Spectrum Almond	48083 Spectrum Caribou	48084 Spectrum Sesame	48085 Spectrum Carbon	48086 Spectrum Denim	48090 Spectrum Aztec
					
48091 Cast Horizon	48092 Cast Stage	48093 Cast Teak	48094 Cast Breeze	48095 Spectrum Ruby	48096 Spectrum Cherry
					
48097 Cast Sable	54048 Charcoal	56092 Frequency Ash	56093 Frequency Parchment	56094 Frequency Sand	56105 Cyan
					
57001 Canvas Chestnut	57003 Canvas White				

Spectrum fabrics are recommended for use on umbrellas in residential applications only

# FURNITURE GRADE



GRADE C

					
5403 Jockey Red	5405 Parrot	5406 Tangerine	5407 Henna	5409 Brick	5417 Tuscan
					
5421 Palm	5429 Macaw	5432 Bay Brown	5436 Burgundy	5440 Terracotta	5462 Hot Pink
					
5477 Logo Red	7704 Rib Natural	7761 Rib Taupe/Ant Beige	8010 Dupione Pearl	8011 Dupione Sand	8012 Dupione Cornsilk
					
8013 Dupione Bamboo	8015 Dupione Laurel	8016 Dupione Galaxy	8017 Dupione Walnut	8019 Dupione Deep Sea	8024 Dupione Peridot
					
8060 Dupione Stone	8066 Dupione Latte	8067 Dupione Celeste	8068 Dupione Aloe	8069 Dupione Dove	8076 Echo Midnight
					
15000-0001 Spotlight Dune	15000-0002 Spotlight Pebble	15000-0003 Spotlight Ash	15000-0004 Spotlight Emerald	15000-0005 Spotlight Lagoon	15000-0006 Spotlight Galaxy
					
15000-0007 Spotlight Indigo	15000-0008 Spotlight Citron	15000-0009 Spotlight Azure	15000-0012 Spotlight Wisteria	16001-0001 Blend Indigo	16001-0002 Blend Lagoon
					
16001-0003 Blend Sable	16001-0004 Blend Sage	16001-0005 Blend Cactus	16001-0006 Blend Clay	16001-0007 Blend Cherry	16001-0008 Blend Coal
					
16001-0009 Blend Mist	16001-0010 Blend Fog	16001-0011 Blend Nomad	16001-0012 Blend Sand	16001-0013 Blend Honey	16001-0014 Blend Linen
					
54010 Rust	54011 Gingko	57000 Canvas Blush	57002 Canvas Iris	57005 Echo Ash	57007 Echo Dune
					
57008-0000 Escapade Twilight	57009-0000 Escapade Fusion	57010-0000 Escapade Electro	57011-0000 Escapade Vivid	58041-0000 Connect Fusion	58042-0000 Connect Dune
					
58043-0000 Connect Cosmic	58044-0000 Connect Twilight				

Actual colors may vary from images shown.



## FURNITURE GRADE



5601  
Bravada Salsa



5602  
Bravada Limelite



5603  
Harwood Crimson



5606  
Davidson Redwood



5608  
Seville Seaside



5612  
Brannon Redwood



5621  
Brannon Whisper



5630  
Mason Forest Green



5653  
Tradition Aspen



5674  
Maxim Heather Beige



5695  
Regency Sand



7253  
Bessemer 1000BA



7774  
Carousel Confett



8050  
Dupione Paradise



8051  
Dupione Crimson



8053  
Dupione Papaya



8056  
Dupione Henna



8057  
Dupione Oak



8064  
Dupione Nectarine



8080  
Echo Sangria



8521  
Berenson Tuxedo



56049  
Foster Surfside



56051  
Foster Metallic



56052  
Gavin Mist




56054  
Shore Linen



56059  
Dorsett Cherry



56071  
Passage Poppy



56075  
Peyton Granite



56079  
Milano Char



56080  
Milano Cobalt



56095  
Astoria Sunset



56096  
Astoria Lagoon



56100  
Cultivate Breeze



56101  
Gateway Tropic



56102  
Gateway Indigo



56103  
Gateway Fuse



56104  
Gateway Aspen



56106  
Cultivate Tandoori



56107  
Cultivate Stone



57004  
Lido Indigo



58001  
Stanton Lagoon



58002  
Stanton Greystone



58029  
Cabana Regatta



58030  
Cabana Classic



58032  
Shore Regatta



58036  
Cove Pebble



58037  
Cove Cameo



58038  
Gateway Blush



58039  
Gateway Mist




58040  
Token Surfside



15000-0010  
Spotlight Flame



15000-0011  
Spotlight Rose



44285-0000  
Action Linen



44285-0001  
Action Ash



44285-0002  
Action Stone



44285-0003  
Action Taupe




44285-0004  
Action Denim

GRADE D


## FURNITURE GRADE




8031  
Dimone Sequoia



18000  
Heritage Alpaca



18001  
Heritage Ashe



18004  
Heritage Granite



18005  
Heritage Mink



18006  
Heritage Papyrus




18008  
Heritage Wheat



18009  
Heritage Char



18010  
Heritage Denim



18011  
Heritage Leaf



18012  
Heritage Moss



























42078  
Hybrid Sky

GRADE E

## FURNITURE GRADE



### GRADE E

					
42079 Hybrid Smoke	45099 Cabaret Blue Haze	56000 Dolce Mango	56001 Dolce Oasis	145340-0001 Artistry Indigo	145340-0002 Artistry Ash
					
32000-0000 Sailcloth Shell	32000-0002 Sailcloth Sand	32000-0003 Sailcloth Shore	32000-0016 Sailcloth Sahara	32000-0018 Sailcloth Salt	32000-0023 Sailcloth Seagull
					
32000-0024 Sailcloth Sisal	32000-0025 Sailcloth Shadow	32000-0026 Sailcloth Sailor	32000-0027 Sailcloth Space	32000-0036 Sailcloth Shade	46058-0003 Loft White
					
46058-0004 Loft Flax	46058-0005 Loft Pebble	46058-0006 Loft Grey	46058-0007 Loft Dune	46058-0008 Loft Wisteria	46058-0009 Loft Crimson
					
46058-0010 Loft Grape	46058-0011 Loft Turquoise	46058-0012 Loft Indigo	46058-0013 Loft Char	68006-0006 Intergrated Pewter	68006-0007 Intergrated Dune
					
68006-0008 Intergrated Steel	68006-0009 Intergrated Indigo	69008-0000 Radiant Silver	69008-0001 Radiant Dune	69008-0002 Radiant Slate	69008-0003 Radiant Lagoon
					
69008-0004 Radiant Sangria	69008-0005 Radiant Kiwi	69010-0001 Adaptation Linen	69010-0002 Adaptation Stone	69010-0003 Adaptation Apricot	69010-0004 Adaptation Indigo

## FURNITURE GRADE



### GRADE F

					
32008 Solana Seagull	45542 Blox Slate	45690 Luxe Indigo	45936 Accord II Crimson	42048-0005 Mainstreet Wren	42048-0009 Mainstreet Latte
					
45746-0001 Elegance Marble	45760-0002 Violetta Baltic	45837-0002 Empire Dove	45885-0000 Fischer Lagoon	45922-0000 Accord Jade	45922-0001 Accord Koi
					
45991-0000 Fretwork Mist	45991-0001 Fretwork Flax	45991-0002 Fretwork Pewter	45991-0003 Fretwork Cameo	145256-0001 Midori Indigo	145256-0002 Midori Bermuda
					
145256-0003 Midori Stone					

Actual colors may vary from images shown.

# PRODUCT WARRANTIES

## UMBRELLA WARRANTY

FiberBuilt Umbrellas & Cushions warranties our two piece fiberglass ribbed Garden, Patio, Terrace, Market and Beach Umbrellas, and all wood umbrellas, as well as all bases, cabanas and upholstery work for a period of one (1) year from the date of purchase, to the original purchaser, against defects in materials and workmanship. Additionally, fiberglass support ribs on our Market and 8-rib Beach Umbrellas are warranted for five (5) years from the date of purchase. Our Prestige Collection Umbrellas (Augusta, Bambusa, Bridgewater, Diamante, Lucaya, Nitro, Oceana, Palm and Riva) are warranted for a period of five (5) years from the date of purchase, to the original purchaser, against defects in materials and workmanship. Fiberglass support ribs on all Prestige Collection Umbrellas are also warranted for five (5) years. Our Euro Collection Umbrellas (Bali, Edge and Venice) are warranted for a period of two (2) years from the date of purchase, to the original purchaser, against defects in materials and workmanship. For the warranty to apply, all umbrellas must be secured in a properly weighted base.

Though our fiberglass ribbed umbrellas have successfully passed wind tests over 50 miles per hour, FiberBuilt Umbrellas & Cushions does not recommend allowing umbrellas to remain open during storms or strong winds. Customer is responsible for taking the umbrella down when winds reach unsafe conditions. Normal care and maintenance of products is required to insure years of problem free use.

Damaged umbrellas should be immediately taken out of service. This warranty does not cover the umbrella pole, crank or tilt, normal fading of fabrics and finishes and chemical stains. This warranty does not cover any damage due to acts of God, abuse, misuse or vandalism incurred to the umbrella after purchase, nor does it cover customer's own material. For warranty to apply products must be properly cared for and maintained. Modifications made to the product after production may void warranty. This warranty does not provide coverage or reimbursement for loss of use, time, inconvenience or other damages resulting from any defect in the product. To find out more about our warranty or to file a claim, please contact our customer service department at: 866-667-8668. No returns will be accepted without prior approval.

## **TILT UMBRELLAS ARE NOT WARRANTED IN COMMERCIAL APPLICATIONS.**

## FABRIC WARRANTY

Fabric options offered vary by product. Umbrella canopies made from Outdura or Sunbrella fabrics are warranted from the fabric mill against light fastness. This is a limited pro-rated warranty provided directly from the fabric mill for a period of five (5) years for Sunbrella furniture grade fabrics and for a period of ten (10) years for Outdura or Sunbrella marine grade fabrics. This warranty covers the fabric becoming unserviceable because of loss of color or strength from normal exposure conditions including sunlight, mildew, rot and atmospheric chemicals. It does not cover labor and installation supplied by FiberBuilt Umbrellas & Cushions or any other dealer. In the event that your fabric fails, please contact us to submit a claim and for further details. All fabric must be properly maintained and cleaned regularly for the warranty to be effective. Spun Acrylic, vinyl coated weaves and select marine grade fabrics do not carry an additional warranty.





Copyright © 2018 FiberBuilt Umbrellas, Inc.



**fiberbuilt**  
UMBRELLAS & CUSHIONS

P.O. Box 9060 Ft. Lauderdale, FL 33310

Toll-free 866.667.8668 Tel 954.484.9139 Fax 954.484.4654

[www.fiberbuiltumbrellas.com](http://www.fiberbuiltumbrellas.com)

Cover Photo Courtesy of  
PGA National Resort and Spa  
Palm Beach Gardens, FL