



**FLORIDA**SEATING



*luxury outdoor collection*

# Contents

- 02 About
- 03 Lego
- 10 Rugby
- 18 Pillow
- 30 Pipe
- 42 Banyan Tree
- 54 Nest
- 60 Fatty
- 64 Flamingo
- 70 Oracle
- 78 Product Information

# Hospitality Design Furniture

Florida Seating creates outdoor furniture and accessories that embody the contemporary era. Our products are developed from materials that retain the integrity of outdoor furniture without compromising the sophistication of indoor furnishing. Inspired by nature and life, our furniture can be placed anytime, anywhere, regardless of season and setting.

Florida Seating was founded in 1997, is headquartered in Clearwater, Florida, and is certified as a Woman-owned business by WBENC, with a global footprint of 400,000 square feet.



## LEGO

With modular components that can be reassembled like toy bricks, the LEGO series was designed to be creatively versatile and fit for small spaces. The sofa has wide armrests that can be used as a pillow when lying down, but also removed to reveal a built-in wooden table whose placement can be changed by adjusting the cushions. The sofa back, which is three-tiered, has a colour scheme that can be mixed and matched to add a personal touch. Crafted in weatherproof material which is both durable and easily maintained, the sofa is suitable for both indoor and outdoor use.





LEGO (KC8801) sofa in Light Grey & Orange, footstool in Light Grey; cushions in Light Grey.  
LEGO (KT8801) double-deck side table in teak, side table in aluminum 55 × 48 × 51cm. LOTUS  
(KH8602) planter in Juniper Green



LEGO (KC8801) sofa set3 in Light Grey & Orange; cushions in Light Grey.  
LEGO (KT8801) double-deck side table in White/teak top, coffee table in White/teak top 130 × 70 × 30cm







LEGO (KC8801) sofa in Orange & Light Grey; cushions in Light Grey.  
 LEGO (KT8801) double-deck side table in teak, double-deck coffee table in bamboo/ceramic top 150 × 63 × 41cm.  
 BANYAN TREE (KC8601) dining chair in White/Sand. LOTUS (KT8602) dining table in Orange/ceramic topΦ90 × 75 cm.

RUGBY (KC8603 lounge armchair in White/Sand; cushion in Heather Grey.



# RUGBY

An interactive conversation between metal, wood, and fabric resulted in the design of the RUGBY series. The upholstery's plump shape is relieved by spindle shaped-legs, so the resulting structure takes on a refreshing rather than chunky appearance. The armrests have a width and height that match the body's natural arm placement, and also serve as partition from the cold metal frame. Constructed with comfortable materials that are weather-resistant, the collection can be used in all spaces, both outdoors and indoors.



RUGBY (KC8603) lounge armchair & sofa in White/Sand; cushion in Heather Grey.  
RUGBY (KT8603) lounge coffee table in White/teak top 160 × 80 × 68cm

With quality and weather proof teak wood set on aluminum legs, the lounge coffee table is designed to complement the contemporary lifestyle. It is deliberately set at a height that allows the table to be used not just for a singular purpose, but as a versatile and multifunctional product in your home.








RUGBY (KC8603) lounge armchair & sofa in White/Sand; cushion in Heather Grey.  
LOTUS (KH8602) planter in Juniper Green. PIPE bar cart (KC8503) in Cream White





RUGBY (KC8603) lounge armchair & sofa in Asphalt Grey/Dark Grey; cushion in Charcoal. RUGBY (KT8603) side table in Asphalt Grey/teak top 72.5 × 72.5 × 28cm.







## PILLOW

The back and armrest cushions of the collection resemble soft pillows - just like the collection name - whose coverings can be removed for easy cleaning. Wrapped with FLS Design Tex, a material with remarkable durability and resistance to outdoor conditions, the quick-drying cushions are designed to be placed outside. Seated on a teak or bamboo base frame to create a textual contrast, which are FSC certified in consideration of the environment. With versatile modular components, the Pillow sofa is suitable for all interior and exterior settings.

PILLOW (KC8804) sofa set 1, armchair, coffee table (KT8804) 122 × 68 × 25cm; cushions in Linen.  
LOTUS (KH8602) planter in Juniper Green & Silver Grey. SCREEN (KH8703) in White/Honey.





PILLOW (KC8804) sofa set 7, armchair, coffee table (KT8804) 122 × 68 × 25cm; cushion in Linen.  
LOTUS (KH8602) planter in Juniper Green





PILLOW (KC8804) sofa; cushion in Linen.  
 LOTUS (KH8602) planter in Silver Grey.




PIPE (KC8503) dining chair in Asphalt Grey; cushion in Charcoal.  
 PILLOW (KC8804) sofa; cushions in Linen.  
 LOTUS (KT8602) side table in Silver Grey/teak top  $\Phi 48 \times 54$ cm.  
 SCREEN (KH8703) in White/Honey.





PILLOW (KC8804) sofa; cushion in Coal.  
LOTUS (KH8602) planter & coffee table (KT8602) in Juniper Green/ceramic top  $\Phi 80 \times 34\text{cm}$







PILLOW (KC8804) dining chair in Asphalt Grey/Grey.  
SOHO (AT5309) dining table in White/ ceramic top 200 × 100 × 75cm.



PIPE (KC8503) high-back lounge chair in Cream White; cushion in Charcoal.  
LOTUS (KH8602) planter in Juniper Green



# PIPE

Pipe is a powerful reinterpretation of the Windsor chair, adding a contemporary twist to a timeless design. The circular structure of the seatback is intended to envelope the body with comfort, along with the soft cushions which can be fastened to the back to prevent unwanted movement. The armrest corners are specifically made rounded for comfortable hand placement. Wooden legs have been added to the ends of the circular tubes, providing warmth for the metallic furniture. The coffee and side tables are double layered to expand potential storage spaces. Featuring weather-resistant finish in six colours, it is compatible with all kinds of indoor and outdoor use. PIPE is available in five chair variations.



PIPE (KC8503) dining chair in Asphalt Grey, rocking chair in Vivid blue; cushion in Light Grey.

PIPE (KC8503) high-back lounge chair in CreamWhite; cushion in Charcoal.

SOHO (AT5309) dining table in Asphalt Grey/ceramic top 200 ×100 ×75cm.

LOTUS (KH8602) planter in Juniper Green. PETITE MAISON (KH8502) candleholder



PIPE (KC8503) two-seater sofa & lounge chair in White; cushion in Charcoal.  
PIPE bar cart (KH8503) & coffee table (KT8503) in Cream White. LOTUS (KH8602) planter in Silver Grey.



Derived from the PIPE double deck coffee table, the bar cart has been designed in full consideration of its usage and movement. It has a stable structure that is easily maneuvered around. Minimalistic and modern, the design of the PIPE bar cart can be well integrated into the outdoor environment.

PIPE (KH8503) bar cart in Cream White





PIPE (KC8503) dining chair in CreamWhite, rocking chair in Curcumin;  
cushion in Dark Grey & Light Grey.  
SOHO (AT5309) dining table in CreamWhite/ceramic top 200 ×100 ×75cm.  
PETITE MAISON (KH8502) candleholder.









BANYAN TREE (KC8601) dining chair  
in Asphalt Grey/Sand & White/Sand;  
cushion in Heather Grey.  
LOTUS (KT8602) dining table in  
marble/ceramic top  $\Phi$  75 × 75cm.



# BANYAN TREE

With a curvature that conforms to the natural arch of the human spine, the back of the Banyan Tree series is designed to put the body at ease. The interwoven strands are reminiscent of tree vines to create a distinctive look that can easily complement its surroundings. Weaved in weather-resistant and easy-to-clean material, the Banyan Tree is a versatile series that can be placed in small living spaces, both indoors and outdoors. Available in variations of sofa, lounge chair, rocking chair, and dining chair, the latter which features a stackable design that eliminates any storage problems.





BANYAN TREE (KC8601) dining chair,  
lounge chair, sofa in Asphalt Grey/Sand;  
cushion in Heather Grey.





BANYAN TREE (KC8601) dining chair  
in Asphalt Grey/Sand & White/Sand;  
cushion in Heather Grey.  
LOTUS (KT8602) dining table in marble/  
ceramic top  $\Phi$  75 × 75cm.





BANYAN TREE (KC8601) lounge chair in Asphalt Grey/Dark grey & sofa in White/Sand; cushion in Light Grey.  
LOTUS (KT8602) side table in Silver Grey/teak top  $\Phi 48 \times 54\text{cm}$






BANYAN TREE (KC8601) lounge chair & footstool in Asphalt Grey/Green;  
cushion in Dark Grey.  
PIPE (KT8503) side table in Asphalt Grey 55 × 48 × 50cm.



BANYAN TREE (KC8601) rocking  
chair in Asphalt Grey/Green;  
cushion in Dark Grey.  
PIPE (KT8503) side table in  
Asphalt Grey 55 × 48 × 70cm.  
SCREEN (KH8703) in White/Honey.



BANYAN TREE (KC8601) rocking chair, high-back lounge chair,  
footstool in Asphalt Grey/Green; cushion in Dark Grey.  
PIPE (KT8503) side table in Asphalt Grey 55 × 48 × 70cm.





NEST (KC8602) high-back lounge chair in Curcumin/Sand; cushion in Leaf.  
LOTUS (KT8602) side table in Silver Grey/teak top  $\phi 48 \times 54$ cm. PETITE MAISON (KH8502) candleholder.



# NEST

The geometric weavings of NEST high-back lounge chair mimic the appearance of rattan, creating a partition around the body for privacy. Crafted in weather-resistant ropes and quick-dry cushion, this chair is designed to be used both indoors and outdoors.

NEST (KC8602) sofa set in Curcumin/Sand; cushion in Leaf.  
LOTUS (KT8602) coffee table Juniper Green/ceramic top  $\Phi 80 \times 34\text{cm}$   
& side table in Silver Grey/teak top  $\Phi 48 \times 54\text{cm}$ .

The geometric weavings of the of NEST mimic the appearance of rattan giving the sofa a tropical appearance. The wooden trays next to the armrest provide space for item placement. Crafted in weather-resistant ropes and quick-dry cushion, the sofa is suitable for both indoor and outdoor use.





NEST (KC8602) dining chair in Asphalt Grey/Dark Grey







# FATTY

Fatty ensures durability and comfort. It has the softness of interior upholstery and the integrity of outdoor furniture. Plump cushions on a narrow frame provides a proportional contrast that distinguishes its look. The sofa features a lumbar cushion that can be stabilized with a button-and-strap fastening. Wrapped in Textilene and filled with quick-dry cotton, Fatty is both UV and weather resistant. The cushion armrests and wooden trays can be interchanged for extra versatility.



PENGUIN (KT8504) round side table Ø51 × 50cm in Asphalt Grey/ceramic top,  
square side table 52 × 52 × 52cm & coffee table 122 × 62 × 39cm in Terra Cotta/ceramic top.







# FLAMINGO

A bold fluidity inspired by a flamingo's elegant curves, the structure of the Flamingo chair is made possible with the durable and breathable mesh with excellent weather resistance and stretch. Choose from a range of colour combinations inspired by mother nature. Also features a stackable function as a convenient storage solution.



FLAMINGO (KC8701) dining chair in Juniper Green  
RHODES (AT5767) Dining Table in White/ceramic top 180 × 100 × 76 cm.  
PETITE MAISON (KH8502) candleholder







FLAMINGO (KC8701) dining chair in Juniper Green.  
LOTUS (KT8602) dining table in Juniper Green/ceramic top  $\Phi 90 \times 75$ cm.  
PETITE MAISON (KH8502) candleholder



ORACLE (KC8501) high-back lounge chair in White;  
cushion in Light Grey.  
PENGUIN (KT8504) square side table in Silver Grey  
52 × 52 × 52cm.



# ORACLE

The Oracle conceptualizes the juxtaposition between opposites – soft cushions against solid aluminum backrests and warm wood against cold metal. The wide, rounded bamboos are intentionally placed on the armrest as partition between the body and metallic frame. Button details on the comfortable back cushion distinguishes the look of this classic outdoor series. Proposed as a loungechair, dining chair, and sunlounger, the latter which can be folded and stacked.




ORACLE (KC8501) dining armchair in White; cushion in Light Grey.  
MONACO (AT5651) Dining Table White/ceramic top  
200 × 110 × 76cm.





ORACLE (KC8501) lounge armchair & three-seater sofa in White; cushion in Light Grey.  
PENGUIN (KT8504) round side table Ø51 × 50cm in Sky Blue/ceramic top, square side table 52 × 52 × 52cm &  
coffee table 122 × 62 × 39cm in White/ceramic top.







PENGUIN (KT8504) square side table in White/ceramic top 52 × 52 × 52cm



ORACLE (KC8501) sunlounger in White/Blue-White  
LOTUS (KT8602) side table in Silver Grey/ceramic top  $\Phi 48 \times 54$ cm.



# BANYANTREE

With a curvature that conforms to the natural arch of the human spine, the back of the Banyan Tree is designed to put the body at ease. The interwoven strands are reminiscent of tree vines to create a distinctive look that can easily complement its surroundings. Weaved in weather-resistant and easy-to-clean FLS Design Rope, the Banyan Tree is a versatile series that can be placed in small living spaces, both indoors and outdoors.



**Dining Armchair**  
KC8601N04ROP  
W59xD59xH80 cm



**Lounge Armchair**  
KC8601N10ROP  
W80xD77xH90 cm



**2-Seater Sofa**  
KC8601N11ROP  
W167xD82xH90 cm



**Footstool**  
KC8601N25ROP  
W77xD50xH38 cm



**Rocking Armchair**  
KC8601N90ROP  
W80xD92xH113 cm



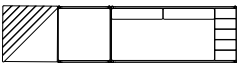
**Highback Lounge Armchair**  
KC8601A10ROP  
W80xD92xH113 cm

**Many powdercoat and fabric options available.**  
Please call 888-818-4480 or visit [floridaseating.com](http://floridaseating.com)

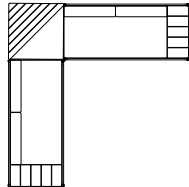
# LEGO



SET 1



SET 2



SET 3

With modular components that can be reassembled like toy bricks, the LEGO series was designed to be creatively versatile and fit for small spaces. The sofa has wide armrests that can be used as a pillow when lying down, but also removed to reveal a built-in wooden table whose placement can be changed by adjusting the cushions. The sofa back, which is three-tiered, has a colour scheme that can be mixed and matched to add a personal touch. Crafted in weatherproof material that is both durable and easily maintained, the sofa is suitable for both indoor and outdoor use. The LEGO double-deck side table provides stylistic contrast with its triangular top, designed for easy storage and access. The aluminium plate on the LEGO rectangular coffee table can be removed and placed on the footstool to create a second side table when needed.



**2-Seater sofa, left Module**  
KC8801A85TEX  
W175xD78xH68 cm



**2-Seater sofa, right Module**  
KC8801A86TEX  
W175xD78xH68 cm



**Footstool**  
KC8801A25TEX  
W73xD78xH28 cm



**Side Table**  
KT8801N24ALU  
W55xD48xH51 cm



**Coffee Table**  
KT8801N23CER  
W150xD63xH41 cm



**Coffee Table**  
KT8801A23NTK  
W130xD70xH30 cm



**Side Table**  
KT8801N64TEK  
W77xD77xH45 cm

**Many powdercoat and fabric options available.**  
Please call 888-818-4480 or visit [floridaseating.com](http://floridaseating.com)



FATTY

Fatty ensures durability and comfort. It has the softness of interior upholstery and the integrity of outdoor furniture. Plump cushions on a narrow frame provides a proportional contrast that distinguishes its look. The sofa features a lumbar cushion that can be stabilized with a button-and-strap fastening. Wrapped in Textilene and filled with quick-dry cotton, Fatty is both UV and weather resistant. The cushion armrests and wooden trays can be interchanged for extra versatility.



Many powdercoat and fabric options available.  
Please call 888-818-4480 or visit [floridaseating.com](http://floridaseating.com)

PIPE

Pipe is a powerful reinterpretation of the Windsor chair, adding a contemporary twist to a timeless design. The circular structure of the seatback is intended to envelope the body with comfort, along with the soft cushions which can be fastened to the back to prevent unwanted movement. The armrest corners are specifically made rounded for comfortable hand placement. Wooden legs have been added to the ends of the circular tubes, providing warmth for the metallic furniture. Featuring weather-resistant finish in six colours, it is compatible with all kinds of indoor and outdoor use.



Many powdercoat and fabric options available.  
Please call 888-818-4480 or visit [floridaseating.com](http://floridaseating.com)

# FLAMINGO

A bold fluidity inspired by a flamingo’s elegant curves, the structure of the Flamingo chair is made possible with the durable and breathable mesh with excellent weather resistance and stretch. Choose from a range of colour combinations inspired by mother nature. Also features a stackable function as a convenient storage solution.



**Dining Armchair**  
KC8701N04TEX  
W57xD60xH87 cm



**Lounge Armchair**  
KC8701N10TEX  
W65xD70xH80 cm



**Dining Table**  
AT5767I28CER  
W180(240/300)xD100xH76 cm

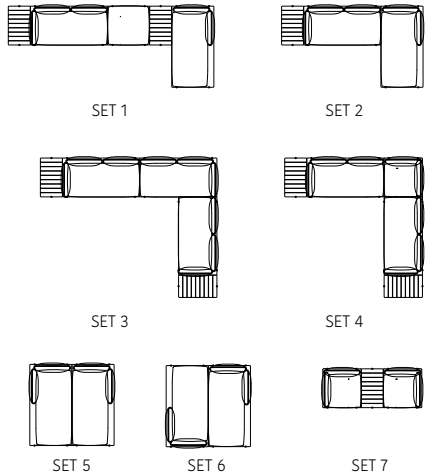
**Many powdercoat and fabric options available.**  
Please call 888-818-4480 or visit [floridaseating.com](http://floridaseating.com)

# PILLOW

The PILLOW is the result of Kun’s exploration for the possibility of outdoor upholstery. Continuous adjustments were made during the development process to find the current structural proportion that merges functionality with streamlined aesthetics.

The back and armrest cushions of the collection resemble soft pillows - just like the collection name - whose coverings can be removed for easy cleaning. Wrapped with KunDesign Tex, a material with remarkable durability and resistance to outdoor conditions, the quick-drying cushions are designed to be placed outside. Seated on a teak or bamboo base frame to create a textual contrast, which are FSC certified in consideration of the environment. With versatile modular components, the Pillow sofa is suitable for all interior and exterior settings.

The legs of the Pillow chair is reminiscent of tree branches, which support a plump seating that is designed to embrace the body. Filled with quick-dry foam and easily maintained mesh linings, the Pillow chair is a practical solution for both indoor and outdoor settings.



**Dining Armchair**  
KC8805N04TEX  
W63xD60xH78 cm



**2-Seater Sofa, Right Module**  
KC8804A86TEX  
W178xD90xH82 cm



**Chaise Longue, Left Module**  
KS8804A88TEX  
W181xD95xH82 cm



**2-Seater Sofa**  
KC8804A11TEX  
W193xD90xH82 cm



**Corner Module**  
KC8804A83TEX  
W95xD90xH82 cm



**Single Sofa**  
KC8804A10TEX  
W110xD90xH82 cm



**Footstool**  
KC8804A25TEX  
W95xD90xH43 cm



**Side Table**  
KT8804A24TEK  
W87xD50xH23 cm




**Coffee Table**  
KT8804A23TEK  
W125xD76xH26 cm

**Many powdercoat and fabric options available.**  
Please call 888-818-4480 or visit [floridaseating.com](http://floridaseating.com)



# ORACLE

The Oracle conceptualizes the juxtaposition between opposites – soft cushions against solid aluminum backrests and warm wood against cold metal. The wide, rounded bamboos are intentionally placed on the armrest as partition between the body and metallic frame. Button details on the comfortable back cushion distinguishes the look of this classic outdoor series. Proposed as a loungechair, dining chair, and sunlounger, the latter which can be folded and stacked.



**Lounge Chair**  
KC8501N10ALU  
W76xD83xH78 cm

**2-Seater Sofa**  
KC8501N11ALU  
W138xD83xH78 cm

**3-Seater Sofa**  
KC8501N12ALU  
W201xD83xH78 cm

**Dining Armchair**  
KC8501N04ALU  
W56xD60xH84 cm

**Highback Lounge Armchair**  
KC8501A10ALU  
W76xD88xH100 cm

**Sun Lounger**  
KS8701N21TEX  
W74xD200xH57 cm

**Many powdercoat and fabric options available.**  
Please call 888-818-4480 or visit [floridaseating.com](http://floridaseating.com)

# NEST

The geometric weavings of the NEST collection mimic the appearance of rattan, giving the series a tropical look. On the highback-lounge chair, the weavings create a partition around the body for privacy. Crafted in weather-resistant ropes and quick-dry cushion, the sofa is suitable for both indoor and outdoor use.



**Dining Armchair**  
KC8602N04ROP  
W57xD56xH81 cm

**Highback Lounge Armchair**  
KC8602A10ROP  
W97.5xD91xH112 cm

**Center Module**  
KC8602N07ROP  
W72xD80xH77 cm

**Corner Module**  
KC8602N13ROP  
W80xD80xH77 cm

**3-Seater Sofa, Right Module**  
KC8602N09ROP  
W166xD115xH77 cm

**Coffee Table**  
KT8602A64TEK  
W72xD72xH41 cm

**2-Seater Sofa, Left Module**  
KC8602N85ROP  
W165xD91xH77 cm

**Many powdercoat and fabric options available.**  
Please call 888-818-4480 or visit [floridaseating.com](http://floridaseating.com)

RUGBY

An interactive conversation between metal, wood, and fabric resulted in the design of the RUGBY series. The upholstery’s plump shape is relieved by spindle shaped-legs, so the resulting structure takes on a refreshing rather than chunky appearance. The armrests have a width and height that match the body’s natural arm placement, and also serve as partition from the cold metal frame. Constructed with comfortable materials that are weather-resistant, the collection can be used in all spaces, both outdoors and indoors.

With quality and weather proof teak wood set on aluminum legs, the lounge coffee table is designed to complement the contemporary lifestyle. It is deliberately set at a height that allows the table to be used not just for a singular purpose, but as a versatile and multifunctional product in your home.



**2-Seater Sofa, Right Module**  
KC8603N86ROP  
W166xD95xH77 cm



**2-Seater Sofa, Left Module**  
KC8603N85ROP  
W166xD95xH77 cm



**Center Module**  
KC8603N07ROP  
W79.5xD88xH77 cm



**Lounge Armchair**  
KC8603N10ROP  
W87xD92xH77 cm



**Lounge Height Coffee Table**  
KT8603N23NTK  
W160xD80xH68 cm



**Coffee Table**  
KT8603N24NTK  
W72.5xD72.5xH28 cm

**Many powdercoat and fabric options available.**  
Please call 888-818-4480 or visit [floridaseating.com](http://floridaseating.com)

LOTUS

The petal design of its central pillar bestows the Lotus with understated elegance. Select from a range of nature-inspired colours that will allow the series, which includes both tables and vases, to easily integrate into various indoor and outdoor décor.



**Café Table**  
KT8602N27CER  
Φ90x75 cm



**Bar Table**  
KT8602N29CER  
Φ80x110 cm



**Café Table**  
KT8602A27CER  
Φ75x75 cm



**Café Table**  
KT8602B27CER  
Φ75x75 cm



**Coffee Table**  
KT8602N63CER  
Φ80x34 cm



**Side Table**  
KT8602N64TEK  
Φ48x54 cm



**Planter**  
KH8602N51ALU  
Φ65x45 cm  
Φ65x83 cm

**Many powdercoat and fabric options available.**  
Please call 888-818-4480 or visit [floridaseating.com](http://floridaseating.com)



# PENGUIN

The structure of the table is inspired by the stance of a penguin, hence the name of this collection. With a ceramic top sitting on matte finished frames, the natural style of Penguin will integrate well with different designs. Crafted in materials that are weather resistant, this can be placed both indoors and outdoors.



**Side Table**  
KT8504N64CER  
Φ51x50 cm

**Side Table**  
KT8504N24CER  
W52xD52xH52 cm


**Coffee Table**  
KT8504N23CER  
W122xD62xH39 cm

**Many powdercoat and fabric options available.**  
Please call 888-818-4480 or visit [floridaseating.com](http://floridaseating.com)

# PIPE

## Accessories

Minimalistic and modern, the design of the PIPE accessories has fully considered the product’s usage and movement, and can be well integrated into the outdoor environment. The tables are offered with a double-layer framework to expand potential storage space, or with a handle for convenient placement. The bar cart has a stable structure that can be easily maneuvered around.



**Coffee Table**  
KT8503N63ALU  
W127xD67xH39 cm

**Side Table**  
KT8503N64ALU  
W55xD48xH51 cm

**Side Table**  
KT8503A64ALU  
W55xD48xH70 cm

**Bar Cart**  
KT8503N42ALU  
W63xD95xH92 cm

**Many powdercoat and fabric options available.**  
Please call 888-818-4480 or visit [floridaseating.com](http://floridaseating.com)



#### GET IN TOUCH

**Toll Free** 888-818-4480

**Tel** 727-540-9802

**Fax** 727-540-9403

[sales@floridaseating.com](mailto:sales@floridaseating.com)  
[floridaseating.com](http://floridaseating.com)

#### MAILING ADDRESS

PO BOX 17660  
Clearwater, FL 33762  
United States

#### HEADQUARTERS

6120 Mears Court  
Clearwater, FL 33760  
United States

