

The Bella Plus front bar features a built-in rain carrying system to divert water to the sides of your awning and prevent water showering down across the entire width of the front of your awning. The front bar is slim, yet strong, for a reliable and traditional awning look. This extraordinary awning incorporates a patented tipping system.


The Bella Plus is a practical yet elegant addition that is designed to last for a lifetime.

- Maintains a tight seal when retracted providing complete fabric protection
- Bottom cassette tray eliminates the need for center support brackets that damage fabric
- Front bar with a built-in rain gutter to divert water that can create a “waterfall” that splashes water back on you and your guests when the awning is used in light rain.
- Teflon® coated bushings with stainless steel pins keep unit quiet and maintenance free


TECHNICAL	
Width	7' 4" - 30' (1/4" increments)
Projections	5'3"- 10'2" - (belt linkage)
	11'9"- 14'3" - (4 cable linkage)
Operation	Motorized or Manual
Cassette Backplate	Optional (recommended on roof and soffit mounting applications)
Drop Valance	Full and Semi-Cassette (max size range 19'8" x 11'9")
Warranty	Limited Lifetime Frame Warranty
Frame Colors	White, Sand, Brown, Charcoal, (custom color on projections up to 10' 2")
Arms	Encases cables creating extra protection prolonging the life of the arms. New cable arm reduces friction against metal for better performance

OPTIONAL

The Bella Plus is available in 4 distinct standard colors to complement the primary color of your home and blend in unison with secondary colors:



White



Sand



Brown



Charcoal



Corporate USA
445 Bellvale Road
Chester, NY 10918
888-387-2765
845-610-1100

California Division
1510 S. Auto Center Drive
Ontario, CA 91761
844-387-2765

Commercial Division
38 Pond Lane, Suite B
Middlebury, VT 05753
802-388-7309

www.keoutdoordesign.us



ENJOY THE OUTDOORS


BELLA PLUS

The Cassette Hood & Internal Support Tray system is also the only alternative to “Center Support Brackets” that create accelerated fabric friction wear or “Split” Roller Tubes that creates a space for sun and rain to interrupt the protection your awning should provide. This extraordinary awning incorporates a patented articulating pitch control system for easy pitch adjustment and automatic front rail leveling that is flush against the cassette housing when retracted.

The Bella Plus is the most versatile retractable awning with a “Full Cassette model or Semi Cassette” Design. Integrated torsion mounting bar for easy wall, soffit, or roof mounting bracket installation and after-market service requirements.

THE BENEFITS OF THE BELLA PLUS FULL/SEMI CASSETTE PLUS HOOD AND TRAY SYSTEM

- The Full Cassette features a state of the art hood & tray fabric-protection system of maintenance free aluminum with a powder coated finish in your choice of designer colors.
- The Full Cassette design also conceals the component mechanisms and fabric when not in use so your home maintains its beautiful appearance without unsightly frames or hanging fabric to disturb the look of your property's façade when the awning is not in use.
- The “Hood & Tray” design denies bird's access to the torsion bar so they cannot build a nest under the awning's protective cover, as in traditional retractable awning designs.
- The “Full Cassette” keeps the arms & frame of the awning protected from dust and debris when fully retracted.
- The Bella mounts flush against the wall of your home, for a sleek aesthetically appearance when retracted to complement and not detract from existing architectural design.
- Extruded aluminum “hood & tray” entirely surrounds your awning fabric to completely protect your expensive fabric from the damaging effects of sun, rain, snow, ice and wildlife when your awning is retracted and not in use.
- The “internal tray” supports the roller tube, allowing the Bella Plus to have widths up to 30' 0” WITHOUT the need for center support brackets that damage fabric with friction and abrasion.
- Tension Sensing Motor: The hood and tray design allows the usage of Somfy's Torque Sensing Motor Technology. The front rail of the full cassette model will continue to close flush against the cassette housing to prevent any gaps as a result of possible minor fabric stretching. The complete closure will fully retract the awning into the protective case system keeping your fabric, retractable armature, framework and motor protected from damage due to rain, snow, ice, dust, dirt, squirrels and bird's nests.



Full Cassette with drop valance option



BELLA PLUS

FULL OR SEMI CASSETTE

Full or Semi Cassette design features variable profiles that offer complete or partial protection from the environment.

Clean Appearance... aesthetic complement to home or commercial architecture

Better Protection... from dirt & debris to keep fabric cleaner with encapsulated internal cassette roller tube support tray

Natural Safeguards: no bird nests and defense from squirrel damage with restricted internal design

